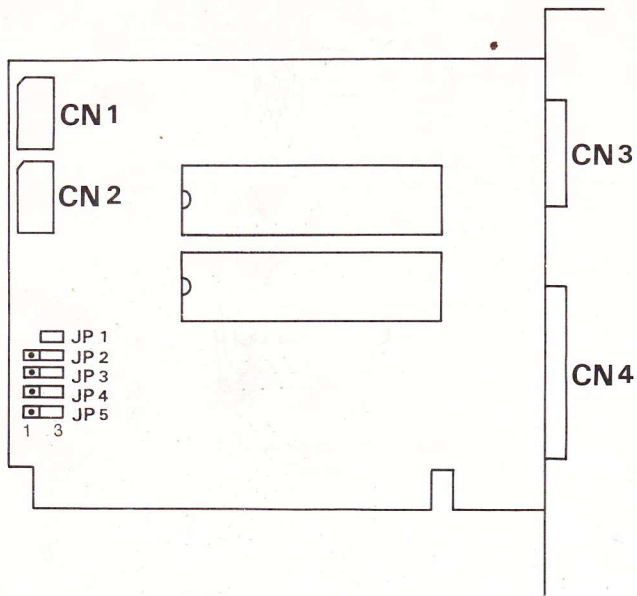


# MULTI I/O CARD (1S/2S, 1P, 1G )

PT-601/602

## USER'S MANUAL

Before installing this MULTI I/O CARD  
Please read this manual completely and retain it for future reference



1. INTRODUCTION

OVERVIEW

PT-601/602 is a flexible multi input/output device for personal computer. Standard features including RS-232 serial port (PT-601 : 1 , PT-602: 2 ), one parallel printer & one game ports.




























FEATURES

- (PT-601: 1 , PT-602 : 2) RS-232 Asynchronous serial communication port
- One parallel printer port
- One game port
- I/O Port address selectable & disabled/enabled

2. CONNECTOR

- CN 1 : 1st serial port connector
- CN 2 : 2nd serial port connector
- CN 3 : Game port connector
- CN 4 : Parallel printer port connector

3. JUMPER SETTINGS

		pin #	1	2	3
JP 1 : Game port	Enable				
JP 2 : Serial 1	COM 1				
	COM 3				
JP 3 : Serial 2	COM 2				
	COM 4				
JP 4 : Printer IRQ Select	IRQ 5				
	IRQ 7				
JP 5 : Printer Port Select	LPT 1				
	LPT 2				

- Note : 1. JP 4 & JP 5 must be set simultaneously  
 2. If mini-jumper(s) not installed on any one of JP 1 to JP 5, then function(s) of the relative jumper(s) will be disabled.

4. LOCATION OF PORTS

Game port	:	200H --- 207H		
Printer port	:	LPT 1 : 378H --- 37FH	,	INT = IRQ 7
	:	LPT 2 : 278H --- 27FH	,	INT = IRQ 5
RS-232 port 1	:	COM 1 : 3F8H --- 3FFH	,	INT = IRQ 4
	:	COM 3 : 3E8H --- 3EFH	,	INT = IRQ 4
RS-232 port 2	:	COM 2 : 2F8H --- 2FFH	,	INT = IRQ 3
	:	COM 4 : 2E8H --- 2EFH	,	INT = IRQ 3